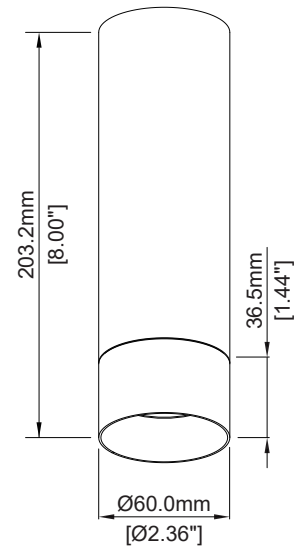


# Specification sheet

REV.2

VAL 55 CY 20  
Surface Cylinder, spot, length 200mm



## Description

VAL features built-in drivers with 3-in-1 dimming technology, twist-lock installation mechanism, best-in-class light quality, aesthetic proportions and many more. VAL is designed to integrate with architectural space with clean and distinct outline that complement architectural aspiration.

## Features

<b>LED</b>	Lumiled Luxeon COB1203
<b>Color temperature</b>	2700K/ 3000K/ 3500K/ 4000K
<b>Optics</b>	Spot 22° / Medium 30° / Wide 40° / Flood 56°
<b>Driver</b>	Integrated class 2 driver, power factor >0.90 Output current 400mA

## Performance

<b>Delivered output</b>	Up to 1150 lm(90+ CRI) / Up to 1300 lm(80+ CRI)
<b>Power consumption</b>	16 W
<b>Color rendering</b>	90+ CRI (80 CRI+ optional)
<b>CBCP</b>	Spot 4432 cd / Medium 2979 cd / Wide 2037 cd / Flood 1451 cd
<b>Lumen maintenance</b>	L80 B10 50,000 Hours

## Ordering Code Information

PRODUCT	SHAPE	LENGTH	COLOR TEMPERATURE	FINISH	BEAM ANGLE	COLOR RENDERING	INPUT / DIMMING
VAL 55 CY	R	20	27	WHBK	S	9	3AE
VAL 55 CY, Cylinder Surface Mount	R (Round)	20 (200 mm)	27 (2700K) 30 (3000K) 35 (3500K) 40 (4000K)	WHBK (White/Black) BKGD (Black/Gold) BKBK (Black/Black)	S (Spot / 22 deg.) M (Medium / 30 deg.) W (Wide / 40 deg.) F (Flood / 56 deg.)	8 (80 CRI+) 9 (90 CRI+)	3AE (120-277V, TRIAC/ELV/0-10V Dimming)

## Electrical and Control

<b>Input voltage</b>	See the ordering code
<b>Control</b>	TRIAC/ELV/0-10V Dimming
<b>Feature</b>	Overload & short circuit protection

## Construction

<b>Material</b>	Casting & Extrusion grade Aluminum Alloy
<b>Finishes</b>	Black body with gold trim/ Black Body with Black Trim/ White body with black trim
<b>Optics</b>	Field Interchangeable optics

## Rating/ Certification/ Warranty

- Dry and damp Locations
- RoHS compliant
- 5 years/ 50,000 hrs warranty

Photometrics

16W | 90CRI | 3000K | White body with Black trim

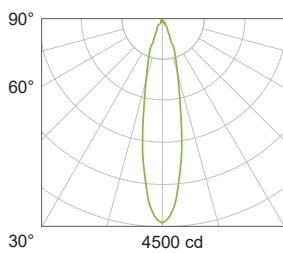
MULTIPLYING FACTORS: (Multiplying Factor is based on 3000K-90+ CRI IES file on website)

CCT	2700K-80+	3000K-80+	3500K-80+	4000K-80+
Factors	1.12	1.15	1.17	1.22

CCT	2700K-90+	3000K-90+	3500K-90+	4000K-90+
Factors	0.97	1.0	1.04	1.04

Spot 22°

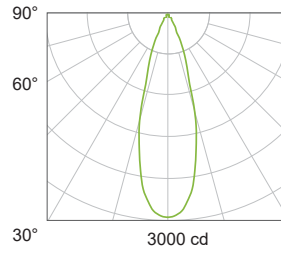
Delivered Ourput : 1085 lm | CBCP : 4432 cd | Beam Angle : 22°



Center Beam Intensity	Beam Width	Height
4432 lx	38cm	1m
1108 lx	77cm	2m
492 lx	116cm	3m
277 lx	155cm	4m
177 lx	194cm	5m

Medium 30°

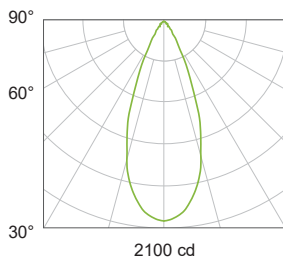
Delivered Ourput : 1002 lm | CBCP : 2979 cd | Beam Angle : 30°



Center Beam Intensity	Beam Width	Height
2979 lx	54cm	1m
745 lx	109cm	2m
331 lx	163cm	3m
186 lx	218cm	4m
119 lx	273cm	5m

Wide 40°

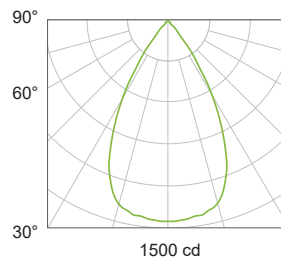
Delivered Ourput : 1076 lm | CBCP : 2037 cd | Beam Angle : 40°



Center Beam Intensity	Beam Width	Height
2037 lx	74cm	1m
509 lx	148cm	2m
226 lx	223cm	3m
127 lx	297cm	4m
81 lx	371cm	5m

Wide 56°

Delivered Ourput : 1140 lm | CBCP : 1451 cd | Beam Angle : 56°



Center Beam Intensity	Beam Width	Height
1451 lx	107 cm	1m
363 lx	213 cm	2m
161 lx	320 cm	3m
91 lx	427 cm	4m
58 lx	533 cm	5m

Optional Accessory

Product	ACC.
VAL 55	HCL
VAL 55	HCL Honey Comb Louver



Product	ACC.
VAL 55	CL
VAL 55	CL Clear Lens

